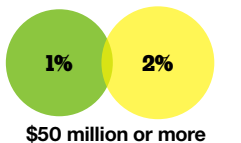
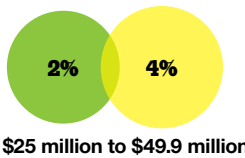
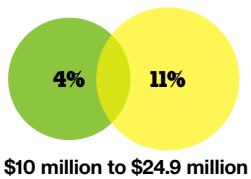
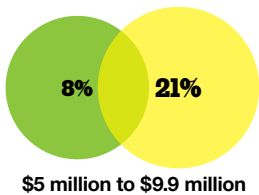
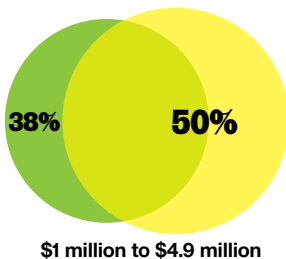
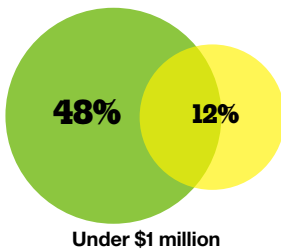


# The CEOs

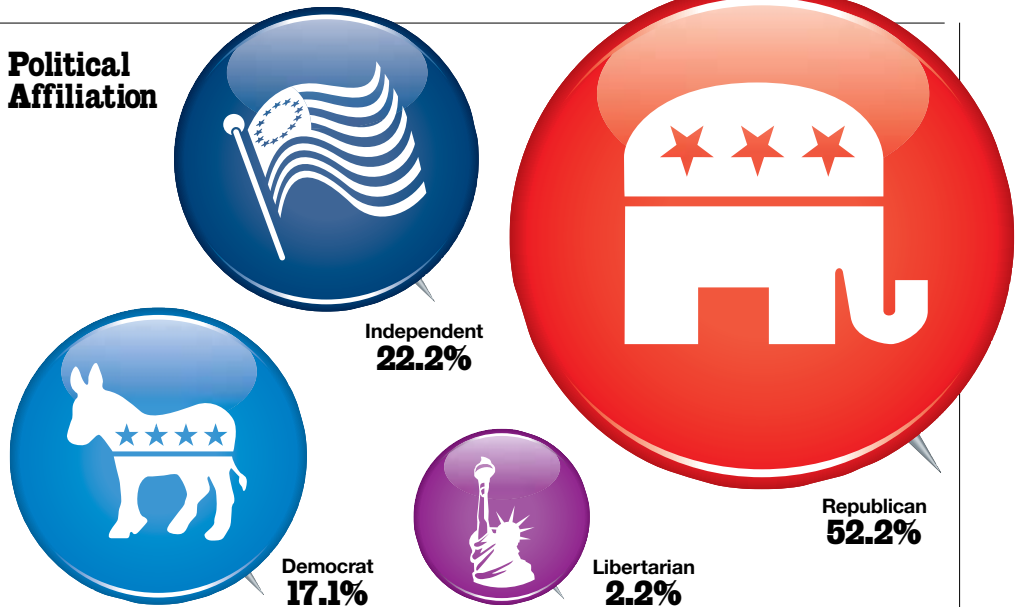
Who they are. How they vote. What they earn. Where they're from. And why they do it. (Hint: It's more about the challenge than the money.)

## Net Worth

2003 vs. 2006



## Political Affiliation



47% intend to start another company in the future

**57%** have started other companies

85% were born in the United States

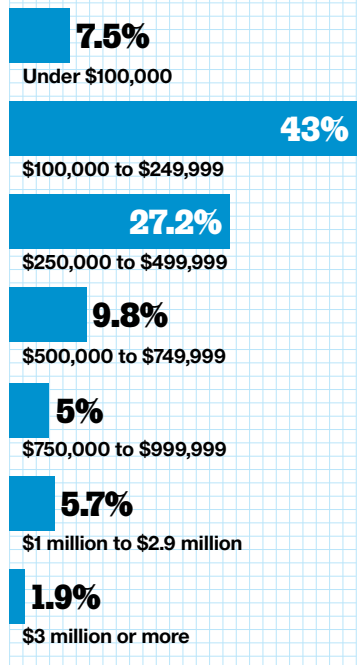
**38%** have parents who owned and ran a business



### Education

5.6% have a high school diploma or equivalent; 13.6% have some college; 2.7% have associate's degrees; 47% have bachelor's degrees; 25% have master's degrees; 2.3% have Ph.D.'s; 3.8% have professional degrees

## Compensation for 2006



What were your most important motivations for starting a business?

Challenge of building a business **43.5%**

Financial independence **30.1%**

Demand for product/service **24.9%**